

EV VOLUMES.COM

THE ELECTRIC VEHICLE WORLD SALES DATABASE



José Pontes

Sales and Data Analyst at EV-volumes.com

Jose@EV-volumes.com

+351 914 160 424

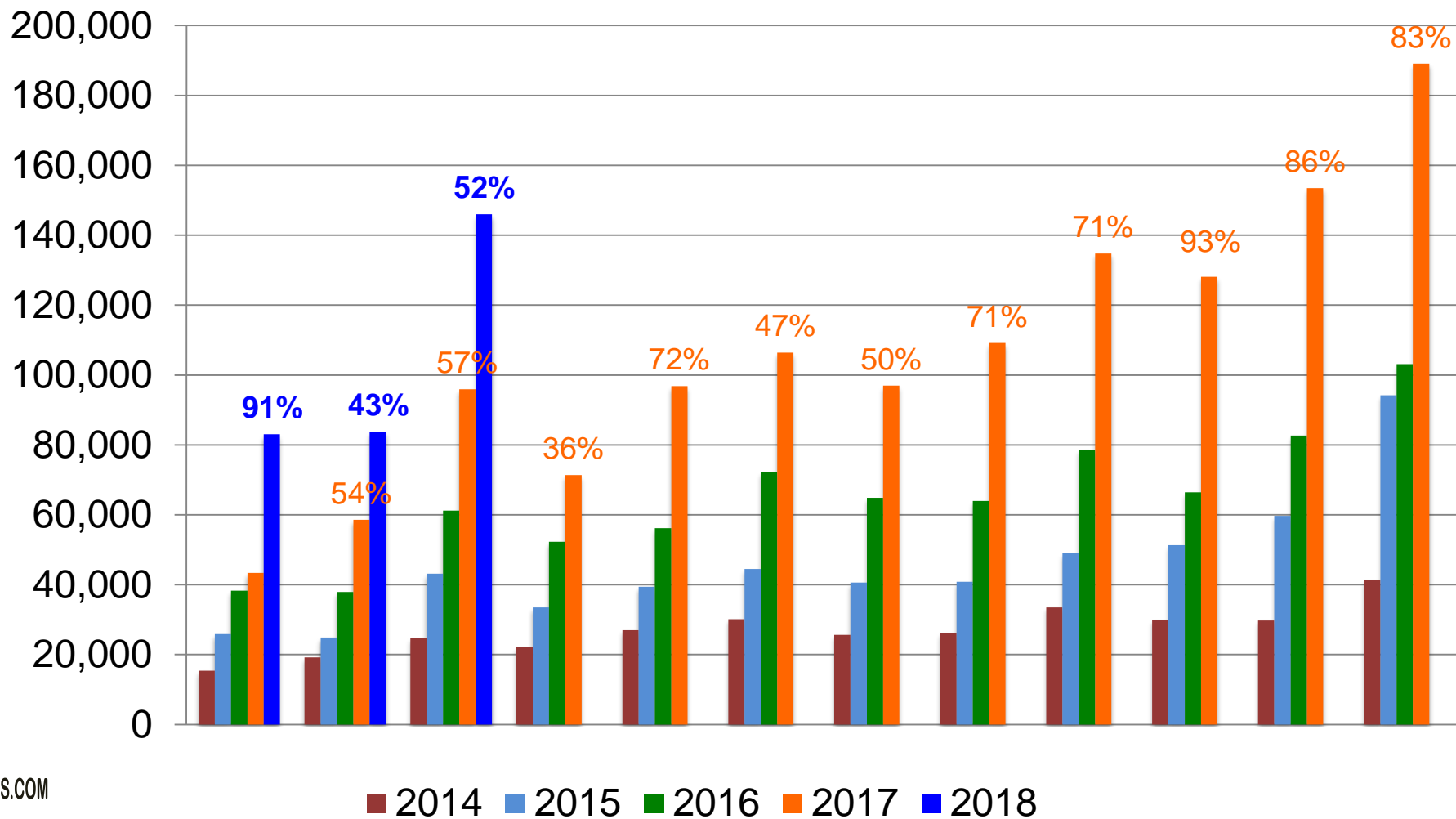
Global PEV Sales

Passenger and commercial vehicles

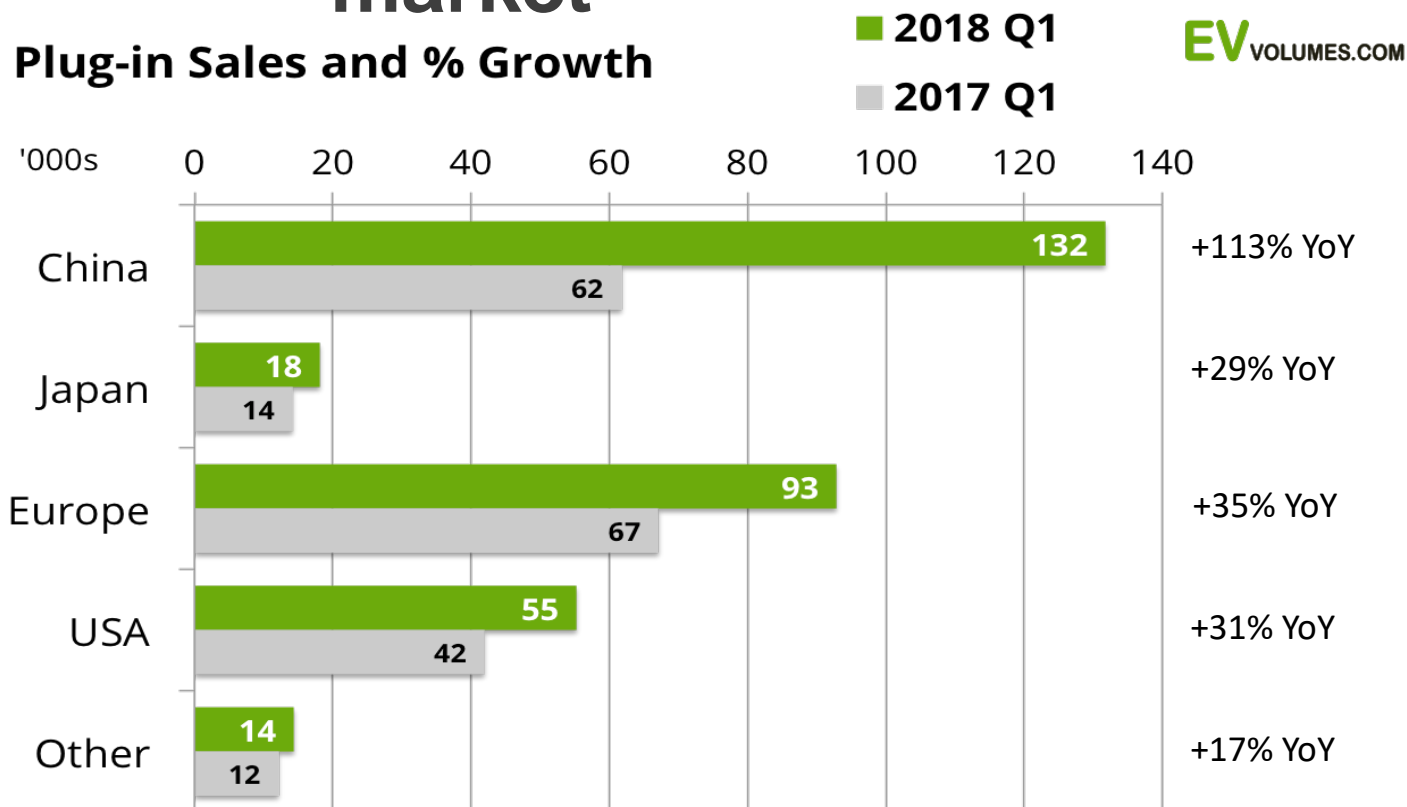
Oslo, 24th May 2018



Global PEV Sales

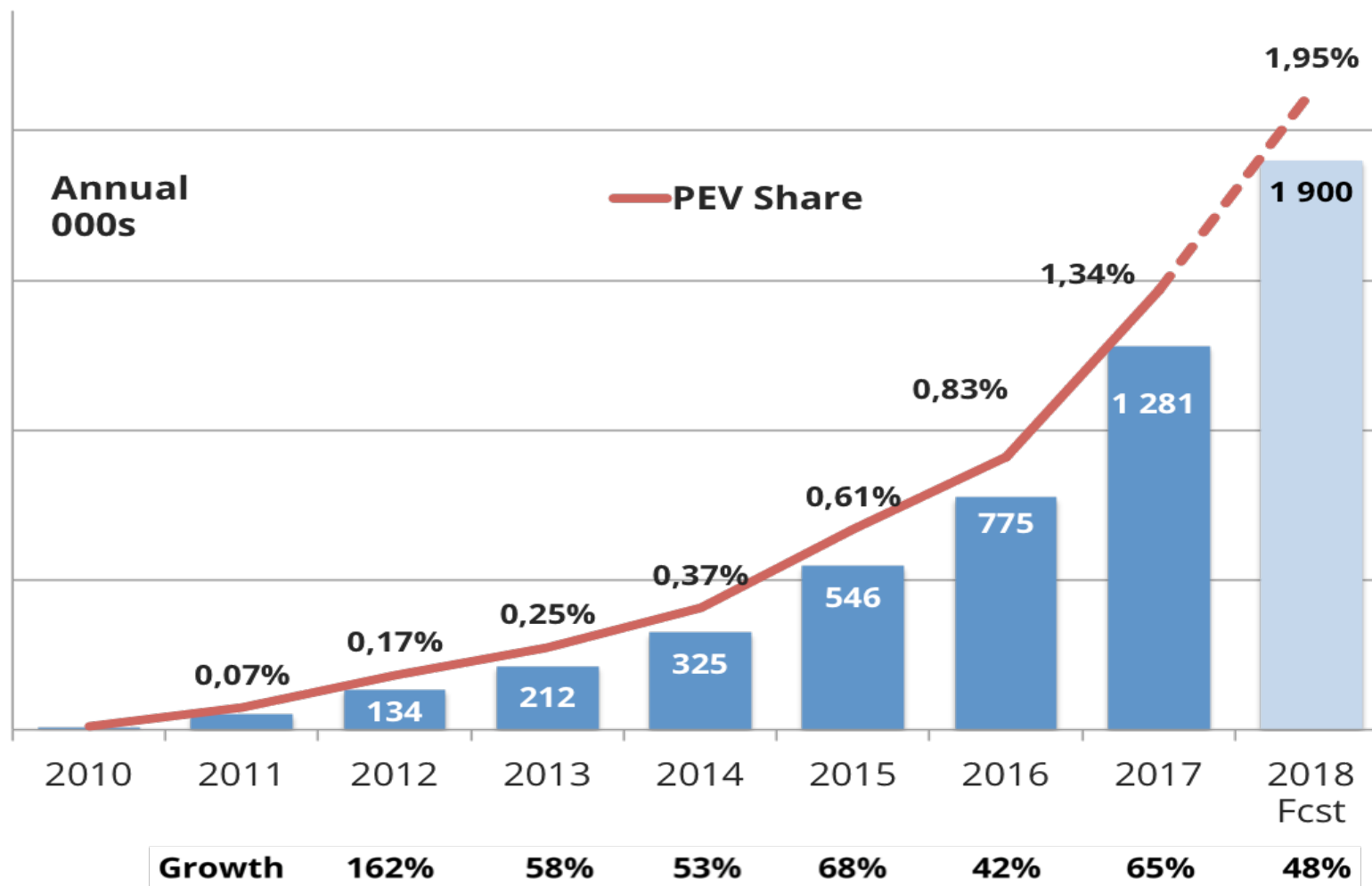


PEV sales by market



Global Plug-in Vehicle Sales & Share

EV VOLUMES.COM

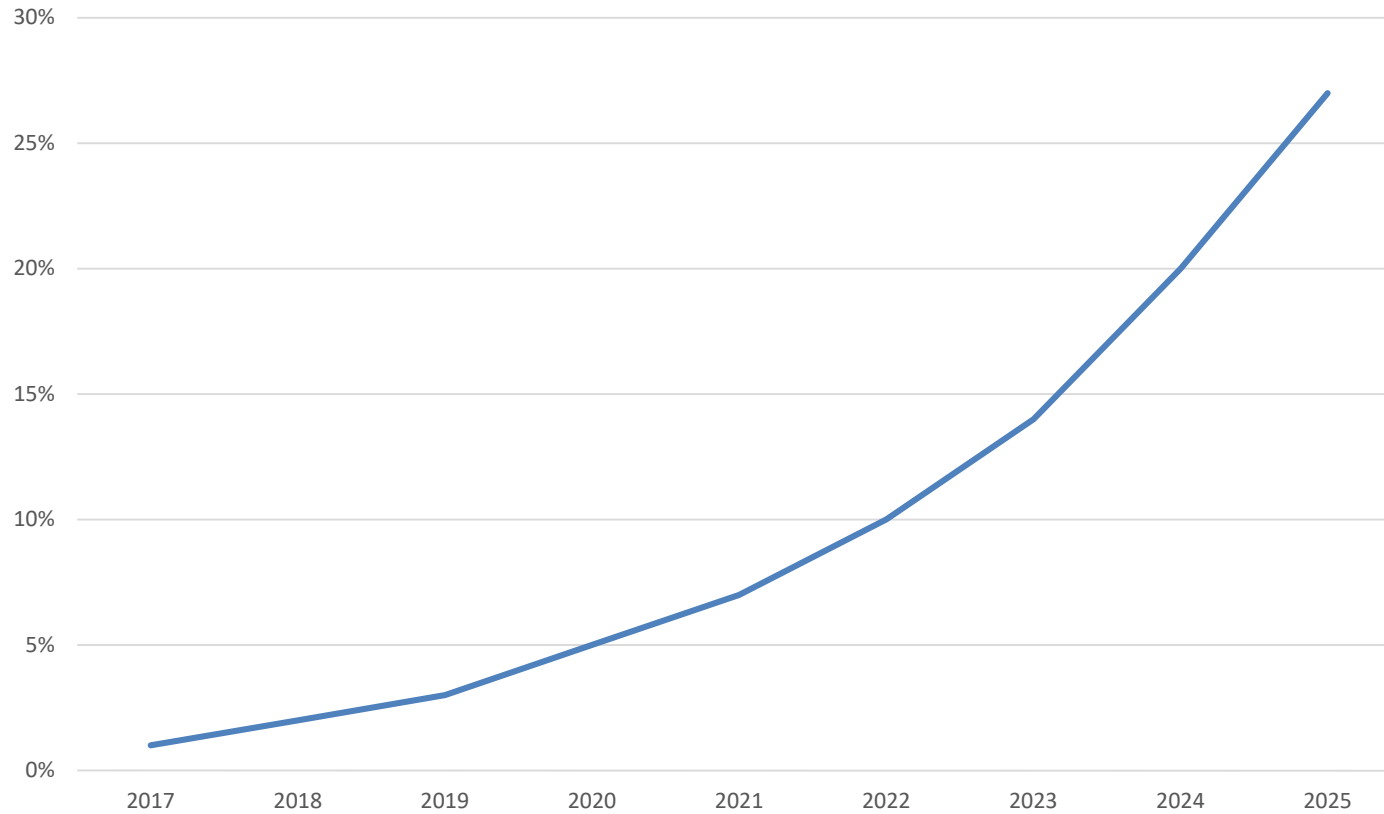


Sales by Model & Brand

PI	Global Models	March	YTD	%
1	Nissan Leaf	11105	21959	7
2	BAIC EC-Series	7818	19808	6
3	Toyota Prius PHEV	5140	12000	4
4	BYD Song PHEV	4685	11784	4
5	Tesla Model S	8274	11730	4
6	JAC iEV	5087	10657	3
7	Tesla Model X	7115	10070	3
8	BYD Qin PHEV	3362	9717	3
9	Mitsubishi Outlander PHEV	4226	8970	3
10	Renault Zoe	4430	8941	3
	Others	80629	179315	59
	TOTAL	141871	304951	100

PI	Global Brands	March	YTD	%
1	Tesla	19209	29980	10
2	BYD	13115	28545	9
3	BMW	10513	24108	8
4	Nissan	11203	22524	7
5	BAIC	8879	21267	7
6	Volkswagen	8301	18317	6
7	Roewe	5710	13435	4
8	Toyota	5140	12000	4
9	Renault	5734	11611	4
10	JAC	5087	10657	3
	Others	48980	112507	37
	TOTAL	141871	304951	100

Global PEV sales Forecast



Commercial Vehicles & Buses



Light



< 3,5t GVW; 50-150 kW; 95% Dsl,
2,1m sales 0,2% buses; 0,7% BEV



< 3,5t GVW; 30-80 kW; 50% Dsl,
2,7m sales 13% buses; 2,3% BEV



< 4,6t GVW; 100-200 kW; 2% Dsl,
2,2m sales; 1% buses; 0% BEV

Medium



3,5-16t GVW; 150-200 kW; 100% Dsl,
74k sales 20% buses; PEV < 0,1%



3,5-14t GVW; 100-150 kW; 90%Dsl,
330k sales; 25% buses; 3% PEV



4,6-15t GVW; 150-200 kW; 50% Dsl,
722k sales; 4% buses; 0,2% PEV

Heavy



GVW > 16t; 250-400 kW; 100% Dsl,
295k sales; 8% buses; PEV < 0,1%



>14t GVW; 200-300 kW; 89% Dsl,
1202k sales; 8% buses; 11% PEV



>15t GVW; 250-400 kW; 100% Dsl,
192k sales; 3% buses; 0,2% PEV

Buses



BYD (+/- 300 units)



Yutong (65,000 units)



BYD

#1

#2



VDL



BYD



Proterra

#3



Solaris



Zhongtong



New Flyer

Thank You!



José Pontes

Sales and Data Analyst at EV-volumes.com

Jose@EV-volumes.com

+351 914 160 424

EV-volumes.com offers a consistent, global source of facts, together with a very user friendly online application. For easier and faster access to global market data for plug-in vehicles and their environment.

Professional subscribers will like our online Data Center, enabling own, tailored, analysis. It provides complete databases for car sales statistics, vehicle population, charging infrastructure, plug-in vehicle specifications, future vehicles, battery data and buying incentives.

Our consultancy services combine the facts and figures of EV-volumes.com with our expertise in other areas of the automotive sector. We contribute to your planning activities with market studies, reports and insights, at your request.

Disclaimer

EV-volumes.com is not responsible for any incorrect information supplied to us by media, manufacturers, correspondents or users. Quantitative market information is based primarily on public data collection and interviews and therefore is subject to fluctuation.

Our customers acknowledge, when ordering or downloading, that EV-volumes.com research services are for customers' internal use and not for general publication or disclosure to third parties. No part of this research service may be given, resold or disclosed to non-customers without written permission. No part may be reproduced, stored in a retrieval system, or transmitted in any form or by any means, electronic, mechanical, photocopying, recording or otherwise, without the permission of the publisher.

EV-volumes.com is a research organization, we do not publish material insider information and we maintain a complete record of references to demonstrate this is so.